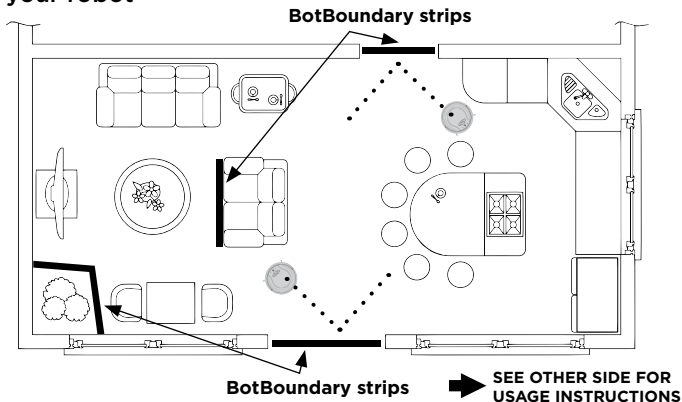


SharkION™ ROBOT

PREPPING YOUR HOME USING BOTBOUNDARY™ STRIPS

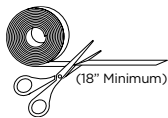
Use the BotBoundary strips to quickly and easily create “no-go zones” to keep your robot out of the areas you would like it to avoid. These may include:

- Near power cords that might cause tangles
- Hallways where you'd rather your robot not travel
- Around furniture with low clearance that may trap your robot

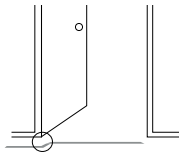


USAGE INSTRUCTIONS

1. Cut the BotBoundary™ strip to the desired length (**18-inch minimum**). The strip must be long enough to cover the entire perimeter of an object or span the length of the doorway you'd rather your robot not cross.



2. Simply place the BotBoundary strip **flat** on the floor or under an area rug. For best results, make sure your BotBoundary strip is completely flat against the floor.



3. You can create angles to customize the BotBoundary strips to fit your home.

For best results with your BotBoundary strips, either make a closed loop around an object, or place them between fixed objects, like door frames or the legs of a couch.

Contact us at 800-798-7398 or visit us online at sharkclean.com



@sharkcleaning

